

## Sellerie classique

 Teintes indicatives  
(valider avec les échantillons correspondants)




Arno




Garonne



Pô



Potomac



Amour



Gers




Tamise




St-Laurent




Rhône




Missouri




Seine



Amazone




Saône




Mississippi

## Sellerie gamme FEMINA

 Teintes indicatives  
(valider avec les échantillons correspondants)



Anis




Bleu




Lavande




Framboise



Orange




Chocolat



Beige

## Sellerie gamme ECOMAX et PRISCA



Galapagos



Bahamas



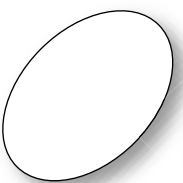
Tahiti



Malouines

## Piètement

 Teintes indicatives  
(valider avec les échantillons correspondants)




RAL 9003




RAL 1013




RAL 1015



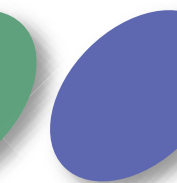
RAL 6019




RAL 6033




RAL 6000



RAL 5017



RAL 5002




RAL 5000



RAL 7035




RAL 7016




RAL 9005




RAL 1018



RAL 3020



RAL 3003



ARGENT

Attention brillant